

APPENDIX 2

The Council's Investment position at 30th June 2010

	Balance at 30 th June 2010
	£'000's
Notice (instant access funds)	22,400
Up to 1 month	26,500
1 month to 3 months	5,000
Over 3 months	40,000
Total	93,900

The investment figure of £93.9 million is made up as follows :

	Balance at 30 th June 2010
	£'000's
B&NES Council	70,065
West Of England Growth Points	6,934
Schools	16,901
Total	93,900

The Council had an average net positive balance of £80.3m (including Growth Points Funding) during the period April 2010 to June 2010.

Chart 1: Investments (£m) as at 31st March 2010 (Total £69.3m)

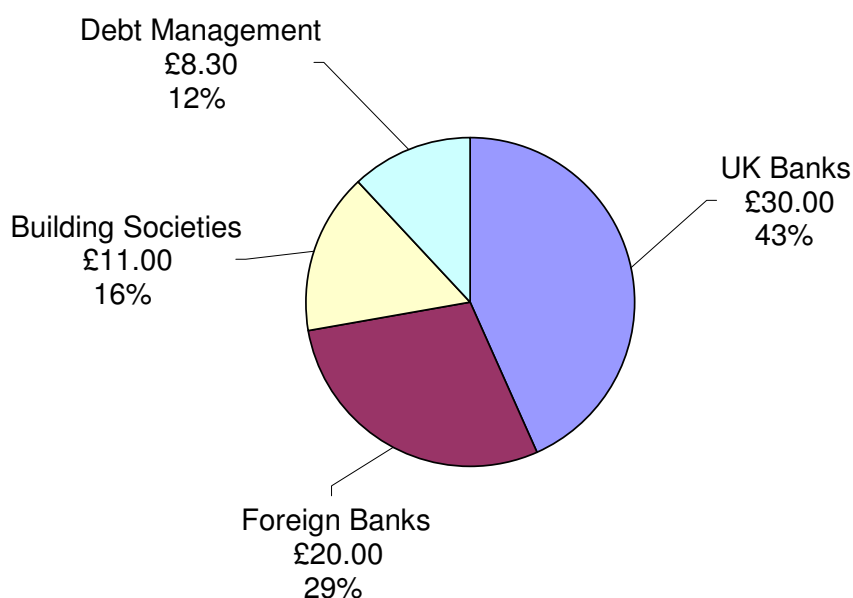


Chart 2: Investments (£m) as at 30th June 2010 (Total £93.9m)

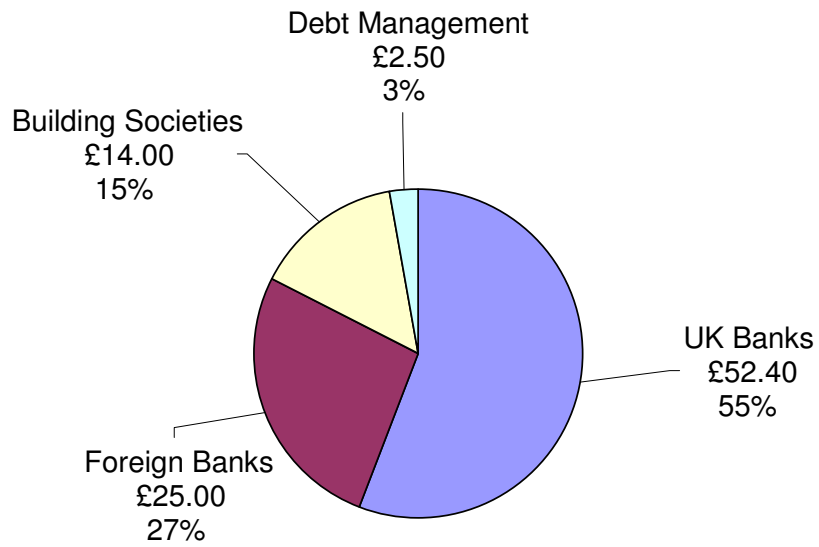


Chart 3: Investments (£m) per Fitch Long-Term Credit Ratings (Total £69.3m) - 31st March 2010

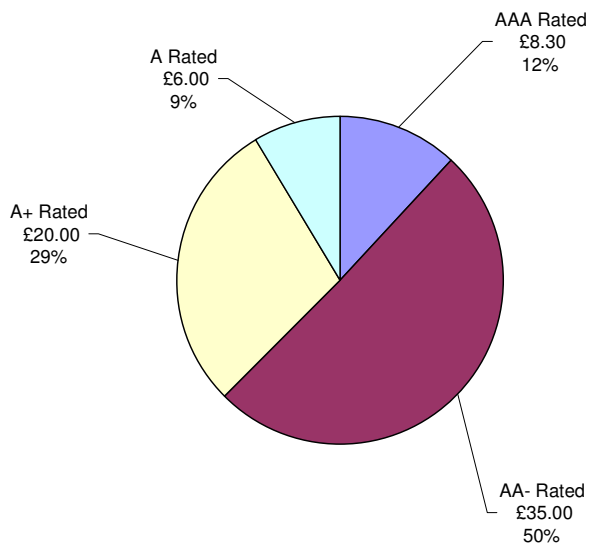


Chart 4: Investments (£m) per Fitch Long-Term Credit Ratings (Total £93.9m) -

30th June 2010

